

BENV2423LOWE

DESIGN AND REAL TIME INTERACTIVITY – A POROSITY STUDIO

Procedure:


...

7. Building on techniques developed in EXP1 create an installations that demonstrates/utilises/critiques your Porosity Lens in some way. You must use the BENV2423 STRUCTURE model, but in this experiment you are able to modify it in any way you like. Import any extra custom models to suit from Goodgle SketchUp.


INSTALLATION NDEF.

SITE SPECIFIC ADDITION











Ist das nicht wie eine Brücke, von der nur Anfang-

und Ende sind zu sehen?









GORMLEY





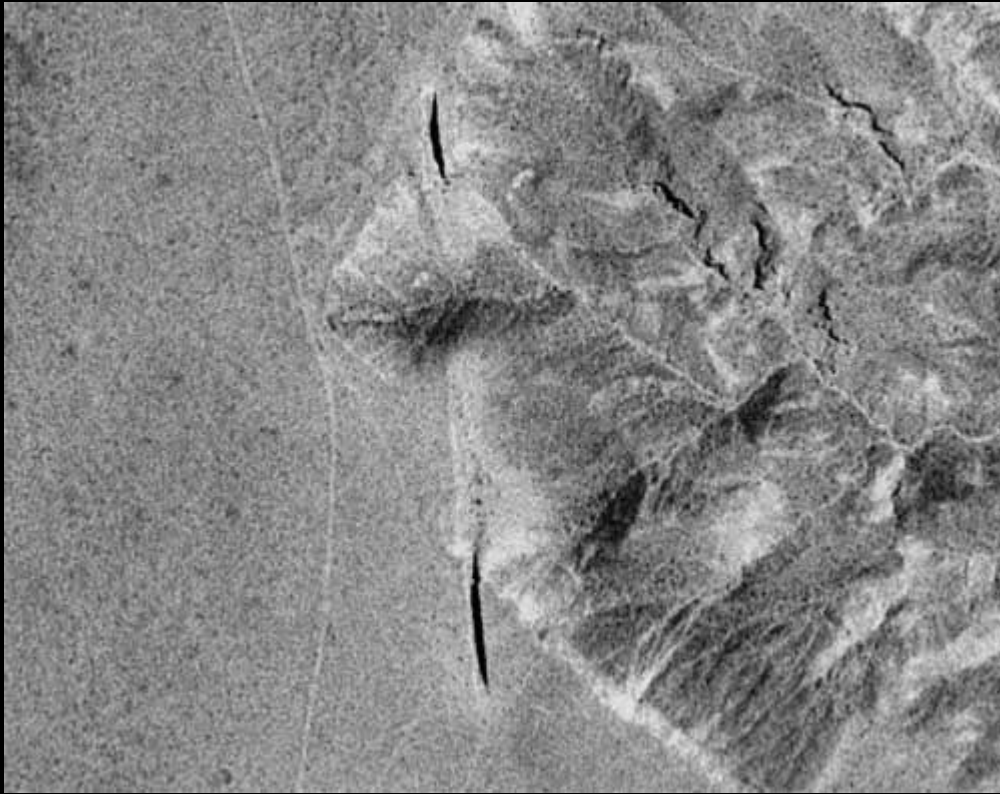


GORMLEY CLOUD






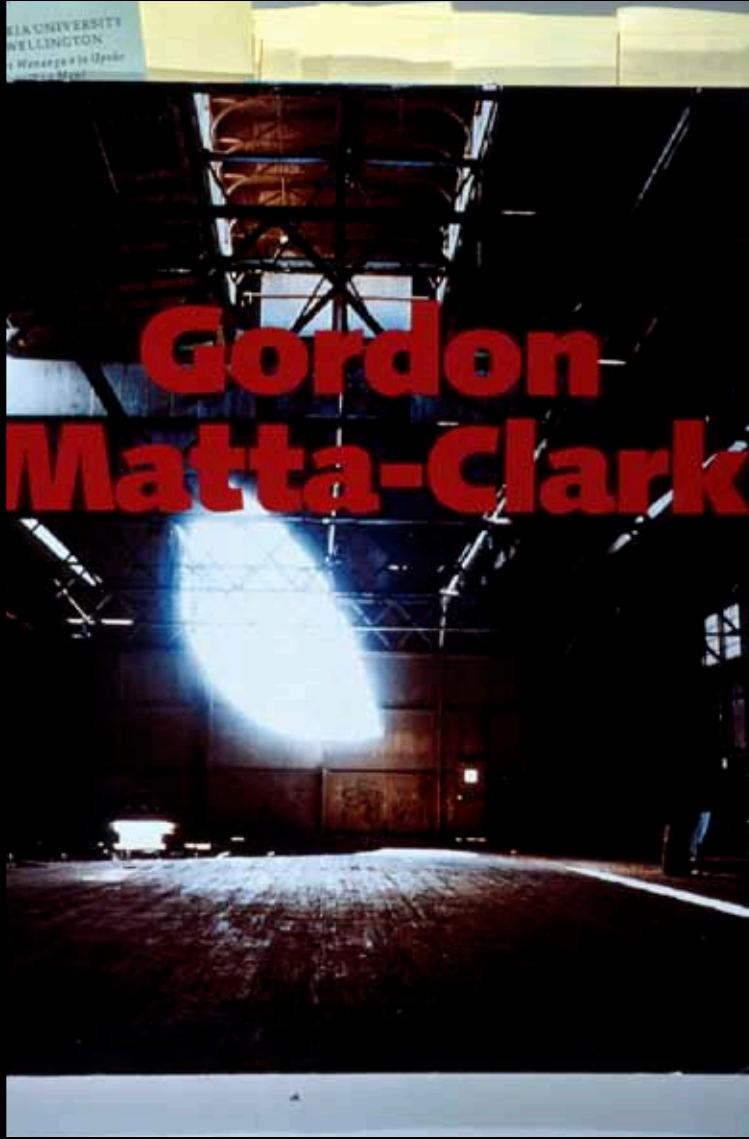
GOLDSWORTHY




HEISER




OLAFUR ELIASSON











KAPOOR NZ

KAPOOR NYC

KAPOOR SHOOTING1

KAPOOR SHOOTING2

KAPOOR SHOOTING3

REFLEXIVE ARCH

JONATHAN SCHIPPER

3D LASER SCANNER

CHR6dm

INSTALLATION

QUESTIONS?